








CONTURAX®






Standard Profile

- Glass Tubes and rods available in numerous standard shapes
- Standard Length 1,500mm
- Minimum quantity per dimensions = 1 Carton
- Other Dimensions

Profile Type	Profile No:	Dimensions (mm)
	001	W 25.00
	002	W 31.00
	003	W 29.00
	004	OD 30.00 / ID 17.00
	006	OD 22.00 / WT 1.00 OD 30.00 / WT 2.00 OD 40.00 / WT 2.00 OD 50.00 / WT 2.50 OD 60.00 / WT 2.50 OD 70.00 / WT 2.50 OD 100.00 / WT 3.00** OD 120.00 / WT 5.00**

**Also available in CONTURAX® Tough

FOR SPECIAL LENGTHS: MIN OD 30.00 / MIN WT 2.00















Profile Type	Profile No:	Dimensions (mm)
	028	H 12.00 / W 25.00 H 14.50 / W 29.50
	033	W 27.00 Possible Range 20.00 – 30.00
	041	SL 29.00
	072	OD1 140.00 / OD2 68.00 WT – 3.30
	073	OD1 140.00 / OD2 68.00 WT – 3.30



CONTURAX®

Special Profile

- Glass Tubes and rods available in numerous standard shapes (The list shows an overview of special profiles manufactured in the past)
- Outer Diameter > 6 up to 150mm
- Length between 1,200 and 4,000mm possible (depending on profile and dimensions)
- Minimum order quantities between 500 and 1,000kg (depending on profile)
- Technical test / development of new profile / cost upon request

Profile Type	Profile No:	Dimensions (mm)
	005	W 25.00 / ID 17.00
	010	W 20.00 W 30.00
	017	W 15.00 W 20.00 W 25.00 W 30.00 W 35.00
	020	OD 24.00 / WT 1.00 / 12 BARS OD 40.00 / WT 2.00 / 14 BARS OD 60.00 / WT 2.50 / 14 BARS OD 80.00 / WT 3.00 / 18 BARS
	021	D 25.00
	038	W 30.00 WT max 2.50 60 Striations W 40.00 WT max 2.50 60 Striations W 60.00 WT max 3.00 60 Striations W 136.50 WT max 4.50 80 Striations
	040	OD 16.85 / ID 12.40
	049	W 30.00 / H 12.00
	056	SL 30.00
	068	W 10.00 W 25.00
	070	W 40.00 / H 14.00
	075	W 30.00 / H 13.50
	080	W 16.60 / ID 9.00 OD 16.60 – 40.00 / ID 9.00 – 24.00
	104	W 10.00 – 20.00 / H 5.00 – 8.00



W: Width | H: Height | D: Diameter | SL: Side Length | OD: Outer Diameter | ID: Inner Diameter | WT: Wall Thickness | L: Length



CONTURAX® Pro

Standard Profile




- Right angle and square tubes available
- Standard Length 1,500mm
- Minimum quantity per standard dimensions = 1 carton
- Minimum order quantity for deviations from the standard = 500kg

Profile Type	Profile No:	Dimensions (mm)
	085	W 44.50 / WT 1.40 W 67.80 / WT 2.75
	086	H 32.40 / W 54.75 / WT 1.75 H 58.00 / W 86.50 / WT 2.75

CONTURAX® Pro

Special Profile

- Glass Tubes and rods are available in a variety of different shades (the list shows an overview of the special profiles manufactured in the past)
- Possible dimension range (depending on the profile and dimensions)
OD > 6 up to 150mm
L 1,200 up to 4,000mm
- Minimum order quantities between 500 and 1,000kg (depending on profile)
- Other diameters and lengths upon request.

Profile Type	Profile No:	Dimensions (mm)
	086	H 19.00 / W 53.50 / WT 1.45
	089	H 132.70 / W 138.80 / WT 2.75
	093	H 100.00 / W 96.00 / WT 3.00