


Technical Data
MODEL 60A [60 series]

GAUGE COCKS

CT-RH-60A-02-ENGLISH



MATERIALS

This Valves are designed and boult to the highest standards. They have quality features as stainless steel steam, seats, sleeve and ball check. Re grindable and renewable seats and rustproofing carbon steel parts. All our Valves are equipped with stainless steel ball check wich instantaneously shut off flow in case of gauge glass breakage. Other materials can be specified for the body and trim. Standard and optional materials conform with or exceed requirements of AISI, ASTM and API-ASME for recommended pressures.

LIQUID LEVEL GAUGES REFLEX, TRANSPARENT and TUBULAR

- Quick Closing
- Straight Pattern
- Safety shut-off
- Rust proofed

Pressure Ratings:

100 Kg/cm² @ 38°C
1500 PSI @ 100°F

Use: Level Gauges series 20, 30 and Tubulars.

Features		S	O
Gauge connection			
Union	1/2" NPT M	x	
	3/4" NPT M		x
	1/2" NPT H		x
	3/4" NPT H		x
Socket Welding	1/2" NPT M	x	
	3/4" NPT M		x
	1/2" NPT H		x
	3/4" NPT H		x
Flanged	150 #, 300#, 600#		x
Solid Shank	1/2" NPT M	x	
	1/2" NPT H		x
	3/4" NPT M		x
Vessel connection			
Union	1/2" NPT M		x
	3/4" NPT M	x	
	1/2" NPT H		x
	3/4" NPT H		x
Socket Welding	1/2" NPT M		x
	3/4" NPT M	x	
	1/2" NPT H		x
	3/4" NPT H		x
Flanged	150 #, 300#, 600#		x
Vent/Drain connection	1/2" NPT H	x	
	3/4" NPT H		x

S: Standard, O: Opcional

Dimensions: 148 mm x 57 m
Weight: 740 grams

Technical Data
MODEL 60A-T [60 series]

GAUGE COCKS

CT-RH-60A-02-ENGLISH



With adapter for tubular gauge

MATERIALS

This Valves are designed and built to the highest standards. They have quality features as stainless steel steam, seats, sleeve and ball check. Re-grindable and renewable seats and rustproofing carbon steel parts. All our Valves are equipped with stainless steel ball check with instantaneously shut off flow in case of gauge glass breakage. Other materials can be specified for the body and trim. Standard and optional materials conform with or exceed requirements of AISI, ASTM and API-ASME for recommended pressures.

For TUBULAR LIQUID LEVEL GAUGES

- Quick Closing
 - Straight Pattern
 - Safety shut-off
 - Rust proofed
- Pressure Ratings:**
100 Kg/cm² @ 38°C
1500 PSI @ 100°F

Use: Level Gauges series 20, 30 and Tubulars.

Features		S	O
Gauge connection			
Union	1/2" NPT M	x	
	3/4" NPT M		x
	1/2" NPT H		x
	3/4" NPT H		x
Socket Welding	1/2" NPT M	x	
	3/4" NPT M		x
	1/2" NPT H		x
	3/4" NPT H		x
Flanged	150 #, 300#, 600#		x
Solid Shank	1/2" NPT M	x	
	1/2" NPT H		x
	3/4" NPT M		x
Vessel connection			
Union	1/2" NPT M		x
	3/4" NPT M	x	
	1/2" NPT H		x
	3/4" NPT H		x
Socket Welding	1/2" NPT M		x
	3/4" NPT M	x	
	1/2" NPT H		x
Flanged	150 #, 300#, 600#		x
	150 #, 300#, 600#		x
Vent/Drain connection	1/2" NPT H	x	
	3/4" NPT H		x

S: Standard, O: Opcional

Dimensions: 148 mm x 57 m
 Weigh: 740 grams

Technical Data
MODEL 66M [60 series]

GAUGE COCKS

CT-RH-66M-02-ENG



FEATURES

This Valves are designed and built to the highest standards. They have quality features as stainless steel steam, seats, sleeve and ball check. Re grindable and renewable seats and rustproofing carbon steel parts. All our Valves are equipped with stainless steel ball check wick instantaneously shut off flow in case of gauge glass breakage. Other materials can be specified for the body and trim. Standard and optional materials conform with or exceed requirements of AISI, ASTM and API-ASME for recommended pressures.

**For LIQUID LEVEL
GAUGES
REFLEX and
TRANSPARENT**

- Offset Pattern
- Quick Closing
- Safety shut-off
- Rust proofed

Pressure Ratings:
100 Kg/cm² @ 37 °C
1500 PSI @ 100 °F


Use: Liquid Level Gauges series 20, 30 and 40.

Standard/Optional Features		S	O
Gauge connection			
Union	1/2" NPT M	x	
	3/4" NPT M		x
	1/2" NPT H		x
	3/4" NPT H		x
Socket Welding	1/2" NPT M	x	
	3/4" NPT M		x
	1/2" NPT H		x
	3/4" NPT H		x
Flanged	150 #, 300#, 600#		x
Solid Shank	1/2" NPT M	x	
	1/2" NPT H		x
	3/4" NPT M		x
Vessel connection			
Union	1/2" NPT M		x
	3/4" NPT M	x	
	1/2" NPT H		x
	3/4" NPT H		x
Socket Welding	1/2" NPT M		x
	3/4" NPT M	x	
	1/2" NPT H		x
	3/4" NPT H		x
Flanged	150 #, 300#, 600#		x
Vent/Drain connection	1/2" NPT H	x	
	3/4" NPT H		x

Technical Data
MODEL 66U [60 series]

GAUGE COCKS

CT-RH-66U-IV



FEATURES

This Valves are designed and built to the highest standards. They have quality features as stainless steel steam, seats, sleeve and ball check. Re grindable and renewable seats and rustproofing carbon steel parts. All our Valves are equipped with stainless steel ball check with instantaneously shut off flow in case of gauge glass breakage. Other materials can be specified for the body and trim. Standard and optional materials conform with or exceed requirements of AISI, ASTM and API-ASME for recommended pressures.

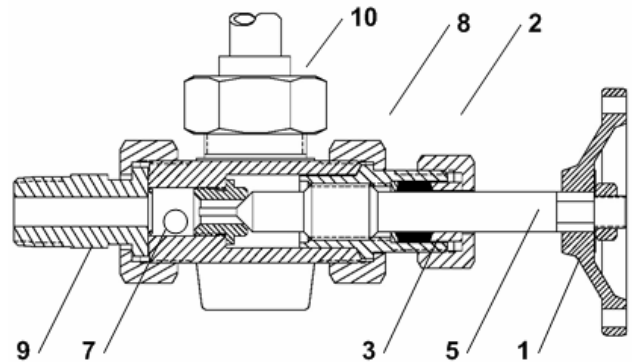
For LIQUID LEVEL GAUGES REFLEX and TRANSPARENT

- Offset Pattern
- Quick Closing
- Safety shut-off
- Rust proofed

Pressure Ratings:
250 Kg/cm² @ 37 °C
3625 PSI @ 100 °F

Use: Liquid Level Gauges series 20, 30 and 40.

Standard/Optional Features		S	O
Gauge connection			
Union	1/2" NPT M	x	
	3/4" NPT M		x
	1/2" NPT H		x
	3/4" NPT H		x
Socket Welding	1/2" NPT M	x	
	3/4" NPT M		x
	1/2" NPT H		x
	3/4" NPT H		x
Flanged	150 #, 300#, 600#		x
Solid Shank	1/2" NPT M	x	
	1/2" NPT H		x
	3/4" NPT M		x
Vessel connection			
Union	1/2" NPT M		x
	3/4" NPT M	x	
	1/2" NPT H		x
	3/4" NPT H		x
Socket Welding	1/2" NPT M		x
	3/4" NPT M	x	
	1/2" NPT H		x
	3/4" NPT H		x
Flanged	150 #, 300#, 600#		x
Vent/Drain connection	1/2" NPT H	x	
	3/4" NPT H		x



N.		STANDARD MATERIALS
1	Handwheel	Ductile Iron
2	Steam Packing Nut	Carbon Steel
3	Steam packing retainer	Carbon Steel
4	Body	Carbon Steel ASTM A 105
5	Stem	Stainless Steel
6	Seat	Stainless Steel
7	Ballcheck	Stainless Steel
8	Nut	Carbon Steel
9	Vessel connection	Carbon Steel
10	Gauge connection	Carbon Steel

Dimensions: 157 mm x 57 m
Weigh: 1200 grams aprox.